Multiple District 43

As of October 2026 Cumulative

Year	New Clubs	Dropped Clubs	Gain/ Loss Clubs	New Members	Charter Members	Reinstate Members	Transfer Members	Total Member Added	Total Members Dropped	Gain/ Loss Members
2022-2023	0	6	-6	383	0	20	21	424	421	3
2023-2024	1	6	-5	430	39	19	2	490	507	-17
2024-2025	5	2	3	335	138	44	12	529	487	42
2025-2026	2	5	-3	359	62	29	9	459	593	-134
2026-2027	0	0	0	111	0	8	8	127	110	17
Average	**2**	**4**	**-2**	**324**	**48**	**24**	**10**	**406**	**424**	**-18**

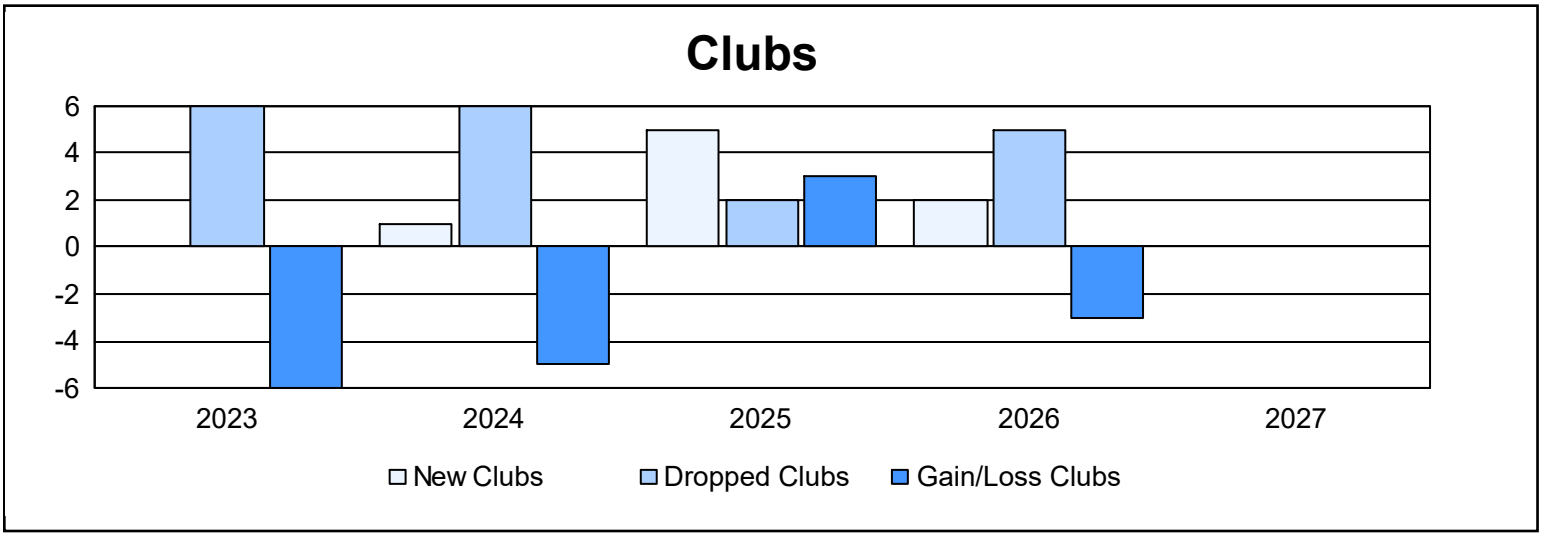

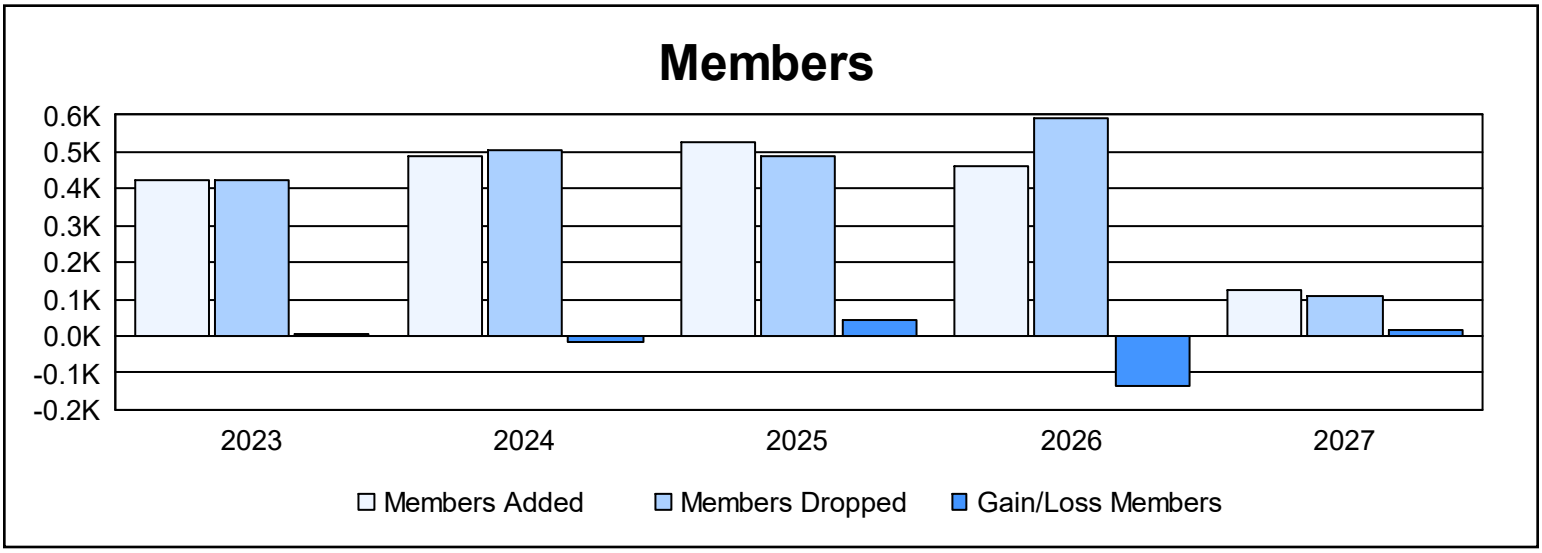

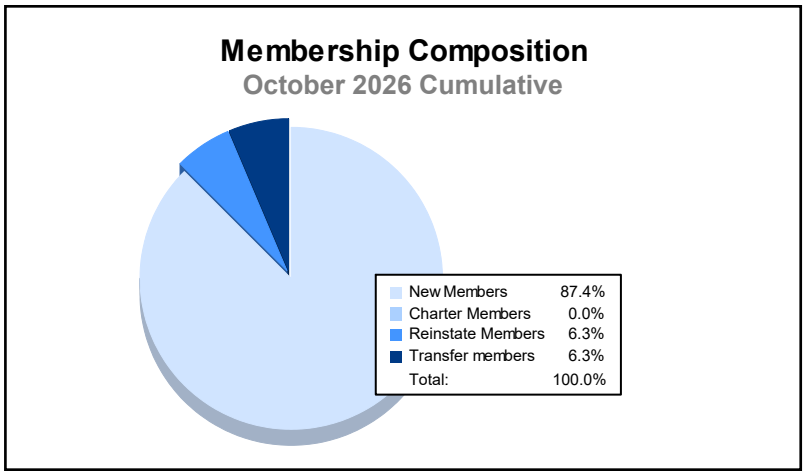
Membership Composition
October 2026 Cumulative
New Members 87.4%
Charter Members 0.0%
Reinstate Members 6.3%
Transfer members 6.3%
Total: 100.0%

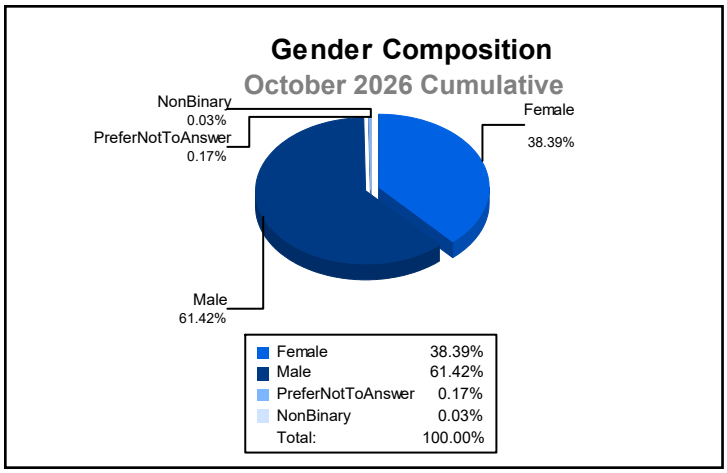
Gender Composition
October 2026 Cumulative
NonBinary
0.03%
PreferNotToAnswer
0.17%
Female
38.39%
Male
61.42%
Female 38.39%
Male 61.42%
PreferNotToAnswer 0.17%
NonBinary 0.03%
Total: 100.00%